
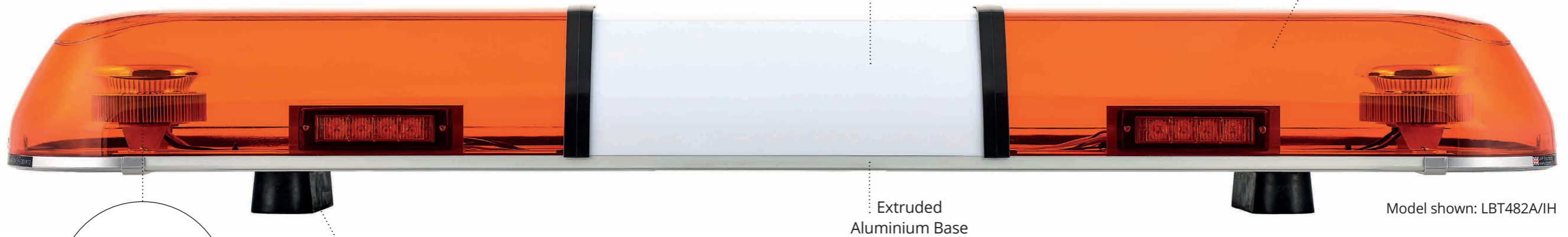


# TORNADO TITAN LED LIGHTBARS

The newest addition to the TITAN range, the TORNADO combines the latest LED and reflector technologies with the taller profile lens of the ROTATING TITAN.

Designed with ECE R65 approved double flash only, the TORNADO is the best value member of the TITAN LED family and is supplied with 2 x 45 LED reflector heads as standard. Customisable options such as 4 reflector heads, hazard lights, stop/tail/indicators, alley lights and centre illumination with optional sign writing are also available.



Adjustable Heavy Duty Rubber Mounting Feet  
 Unique R65 Warning Modules Featuring 45 LEDs per head

## Main Features

- Dual Voltage (12/24V)
- 2ft (0.6m), 2½ft (0.76m), 3ft (0.9m), 4ft (1.2m), 5ft (1.5m) & 6ft (1.8m) models available
- ECE R65 approved double flash pattern
- Amber polycarbonate lenses
- Extruded aluminium base
- Opal or amber centre sections available
- 4 bolt mounting fix / High rise feet option
- Extreme temperature reliability -30° to +50°
- 2.5 metre multi-core cable

OPTIONAL EXTRAS AVAILABLE

LED Stop, Tail, Indicator Light

LED R65 Directional Hazard Light

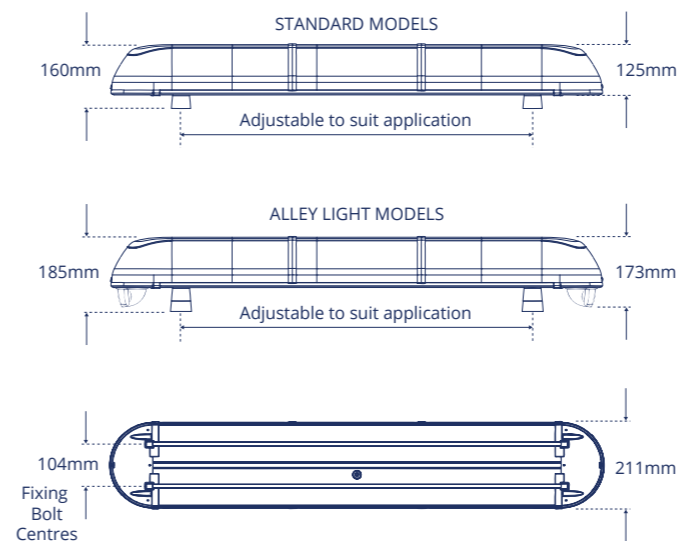
LED Alley Light Configuration

Sign Writing



Model shown: LBT242A

**Special request lightbar service**  
 As we manufacture all our TITAN lightbars at our UK production facility we can accommodate any specification that you require. Simply contact our customer services team and we will be happy to assist.



| Components                 | Current Consumption 12V | Current Consumption 24V |
|----------------------------|-------------------------|-------------------------|
| R65 LED Module (x1)        | 2.00A                   | 1.00A                   |
| Centre Illumination (x1)   | 0.40A                   | 0.20A                   |
| Alley Light (x1)           | 0.30A                   | 0.15A                   |
| Hazard Light (x1)          | 0.30A                   | 0.15A                   |
| Stop, Tail, Indicator (x1) | 0.60A                   | 0.30A                   |

# TORNADO TITAN LED LIGHTBAR Model Guide

These lightbar drawings are for illustration purposes only

|  |  |   |
|--|--|---|
| <p>45 LED Module</p>  | <p>Stop, Tail, Indicator Light</p>  | <p>Hazard Light</p>  |
|--|--|---|

## Lightbar Length - 2ft (610mm)



LBT242A

## Lightbar Length - 2½ft (762mm)



LBT302A



LBT302A/I



LBT304A

## Lightbar Length - 3ft (915mm)



LBT362A



LBT362A/I



LBT362A/S

## Lightbar Length - 4ft (1220mm)



LBT482A



LBT482A/I



LBT482A/IS



LBT482A/IH



LBT484A



LBT484A/I

## Lightbar Length - 5ft (1524mm)



LBT602A



LBT604A



LBT604A/I



LBT604A/S



LBT604A/IHH



LBT604A/IS

## Lightbar Length - 6ft (1828mm)



LBT722A



LBT724A



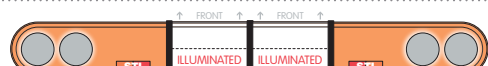
LBT724A/I



LBT724A/S



LBT724A/IHH



LBT724A/IS