

LED MODULES



LED3DV - 15 Flash Patterns



Main Features

- 3 x LED Light
- IP67 rated ingress protection
- Multiple units can be linked for synchronised / alternate flash
- Steady on function

Specifications:

- Lens: Polycarbonate
- Base: Aluminium
- Weight: 0.08Kg
- Current draw: 12V - 350mA
- Dimensions: 105 (w) x 38 (d) x 28mm (h)

Part No	Voltage	Colour
LED3DVA	12/24V	Amber
LED3DVB	12/24V	Blue
LED3DVG	12/24V	Green
LED3DVR	12/24V	Red
LED3DVW	12/24V	White

LED R65 MODULES



LED-3A - 10 Flash Patterns



Main Features

- 3 x LED Light
- IP56 rated ingress protection
- Multiple units can be linked for synchronised / alternate flash
- Single flash meets R65
- Supplied with on/off and flash pattern changing switches

Specifications:

- Lens: Polycarbonate
- Base: Aluminium
- Weight: 0.09Kg
- Current draw: 12V - 700mA
- Dimensions: 77 (w) x 29 (d) x 16mm (h)

Part No	Voltage	Colour	ECE R65
LED-3A	12/24V	Amber	✓

LED4DV - 16 Flash Patterns



Main Features


- 4 x LED Light
- IP67 rated ingress protection
- Multiple units can be linked for synchronised / alternate flash
- Steady on function

Specifications:

- Lens: Polycarbonate
- Base: Aluminium
- Weight: 0.12Kg
- Current draw: 12V - 700mA
- Dimensions: 117 (w) x 43 (d) x 31mm (h)

Part No	Voltage	Colour
LED4DVA	12/24V	Amber
LED4DVR	12/24V	Red
LED4DVW	12/24V	White

SQ4 - 5/18 Flash Patterns



Main Features

- SQ4A: 4 x 3W LEDs - Double flash meets R65
- Steady on function
- Supplied with single point fix adjustable mounting bracket
- Multiple units can be linked for synchronised / alternate flash
- IP67 rated ingress protection
- Max. Current: 0.55A @ 12.8V / 0.26A @ 24V
- Polycarbonate lens with diecast housing

Part No	Voltage	Colour	Flash Patterns	ECE R65
SQ4A	12/24V	Amber	5	✓
SQ4B	12/24V	Blue	18	
SQ4R	12/24V	Red	18	
SQ4W	12/24V	White	18	

LED R65 MODULES

Our R65 range of modules are available with 3, 4 and 6 LEDs and are designed for applications where ECE R65 approved auxiliary warning lights are required.



LED3R65 - 3 x LED



Specifications:

- Weight: 0.07Kg
- Current Draw: 12V - 400mA
- Dimensions: 89 (w) x 34 (d) x 22mm (h)

Main Features

- 6 flash patterns
- 3 ECE R65 approved flash patterns (single flash, double flash & quad flash)
- IP67 rated ingress protection
- Multiple units can be linked for synchronised / alternate flash

Part No	Voltage	Colour	ECE R65
3 LED Modules			
LED3R65A	12/24V	Amber	✓
LED3R65B	12/24V	Blue	✓
LED3R65R	12/24V	Red	
4 LED Modules			
LED4R65A	12/24V	Amber	✓
LED4R65B	12/24V	Blue	✓
LED4R65R	12/24V	Red	
6 LED Modules			
LED6R65A	12/24V	Amber	✓
LED6R65B	12/24V	Blue	✓
LED6R65R	12/24V	Red	


LED4R65 - 4 x LED



Specifications:

- Weight: 0.09Kg
- Current Draw: 12V - 600mA
- Dimensions: 117 (w) x 34 (d) x 22mm (h)

LED6R65 - 6 x LED



Specifications:

- Weight: 0.12Kg
- Current Draw: 12V - 850mA
- Dimensions: 155 (w) x 34 (d) x 22mm (h)

SPECIALIST LED MODULES



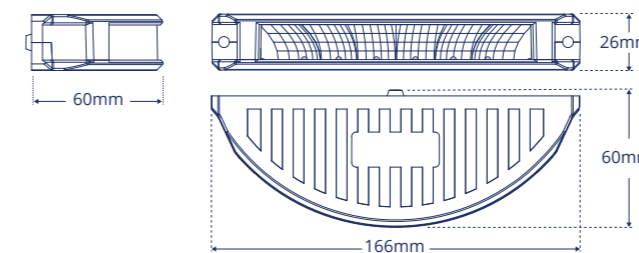
CLED6A - Corner LED Module

Our corner LED modules provide ECE R65 (Cat. X) approved light output and can be mounted on each corner of a vehicle to provide 360° of visual warning.



Specifications:

- Lens: Polycarbonate
- Base: Aluminium
- Weight: 0.21Kg
- Current draw: 12V - 1.0 A



Main Features

- 6 x 3W LED Light
- Single flash meets R65 approval
- IP65 rated ingress protection
- 11 flash patterns
- Multiple units can be linked for synchronised flash
- 'L' shaped bracket included
- Optional variable angle mount bracket available

Part No	Voltage	Colour	ECE R65
CLED6A	12/24V	Amber	✓

DLED6 - Quad Flash



Specifications:

- Lens: Polycarbonate
- Weight: 0.44Kg
- Current draw: 12V - 1.0 A
- Dimensions: 148 (w) x 109 (d) x 49mm (h)

Main Features

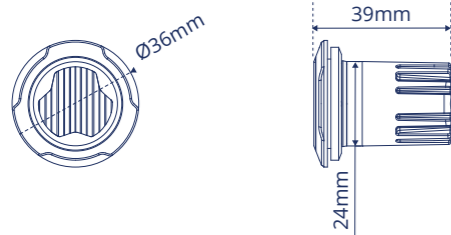
- 6 x 3W LED Light
- Heavy duty aluminium base
- Up to 4 units can be linked for synchronised / alternate flash
- IP67 rated ingress protection

Part No	Voltage	Colour	ECE R65
DLED6A	12/24V	Amber	✓
DLED6B	12/24V	Blue	

RECESSED AND SURFACE MOUNT LED MODULES



RM3 - 16 Flash Patterns

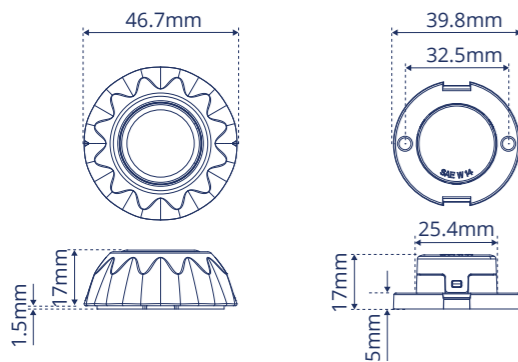


Main Features

- 3 x LED Light
- Long life LED technology rated to 100,000 hours of operation
- Multiple units can be linked for synchronised / alternate flash
- Fully weatherproof and vibration resistant
- Aluminium base for efficient heat dissipation and maximum durability
- Max. Current: 0.48A @12VDC / 0.24A @24VDC

Part No	Voltage	Colour	ECE R65
RM3A	12/24V	Amber	✓
RM3B	12/24V	Blue	✓

SM3 - 12 Flash Patterns



Main Features

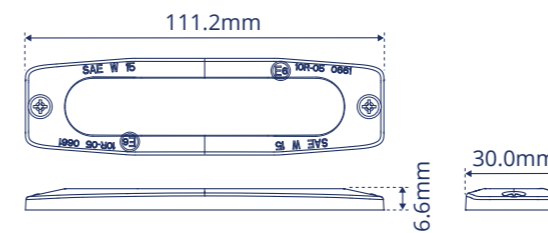

- 3 x LED Light
- 17mm Super low-profile thickness
- Internal installation in vehicle with 25.4mm cut-out
- External surface mount on vehicle body with flange
- Multiple units can be linked for synchronised / alternate flash
- Max. Current: 0.47A @12VDC / 0.24A @24VDC

Part No	Voltage	Colour
SM3A	12/24V	Amber
SM3B	12/24V	Blue

SLIMLINE LED MODULES



SLED4A - 24 Flash Patterns

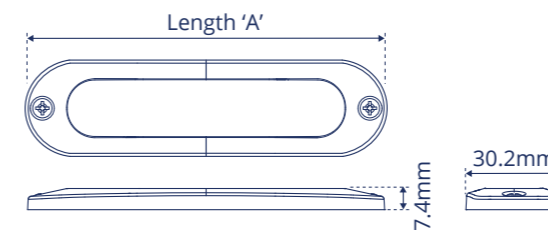


Main Features

- 4 x LED Light
- Self-adhesive backing for quick mounting or screw fix
- Multiple units can be linked for synchronised / alternate flash
- Aluminium base for efficient heat dissipation and maximum durability
- Max. Current: 0.65A @12VDC / 0.33A @24VDC

Part No	Voltage	Colour
SLED4A	12/24V	Amber

TLED Range - 19 Flash Patterns



Main Features

- 3, 4 & 6 x LED Lights
- Self-adhesive backing for quick mounting or screw fix
- Multiple units can be linked for synchronised flash
- Aluminium base for efficient heat dissipation and maximum durability
- IP67 rated ingress protection
- Single flash meets R65

Part No	No. of LEDs	Voltage	Colour	Current Consumption 12/24V	Length 'A'	ECE R65
TLED3A	3	12/24V	Amber	0.5/0.3A	82mm	✓
TLED4A	4	12/24V	Amber	0.5/0.3A	98mm	✓
TLED6A	6	12/24V	Amber	0.6/0.3A	130mm	✓