

HURRICANE TITAN

(3 LED SERIES)



LENS / LED COMBINATIONS



MAIN FEATURES

- Multi-voltage (10-30V)
- 2ft/610mm, 2.5ft/762mm, 3ft/915mm, 4ft/1220mm, 5ft/1524mm & 6ft/1828mm lengths available
- Four R65 approved flash patterns (single, double, triple, quad flash)
- Three selectable operating modes - simultaneous, left/right and front/back
- Airport flash mode available
- Amber, blue or clear polycarbonate lenses
- Extruded aluminium base
- Fully encapsulated electronic control module
- Amber, blue, clear or white centre sections available
- 4-bolt mounting fix / high rise feet option
- Extreme temperature reliability -30°C to +50°C
- 2ft Magnetic models available (40mph max. speed)
- 2.5 metre multi-core cable

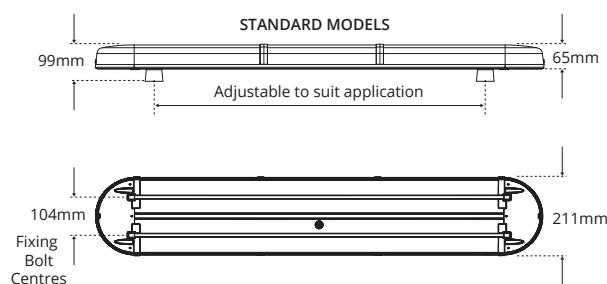
YouTube
NEW PRODUCT VIDEO NOW ON YOUTUBE

Just search for 'LAP Electrical Ltd' and subscribe for all new videos.

ECE R65 CLASS I & II APPROVED



Class I : Blue LEDs with Blue Lens & Clear Lens Options
Class II : Blue LEDs with Clear Lens Option

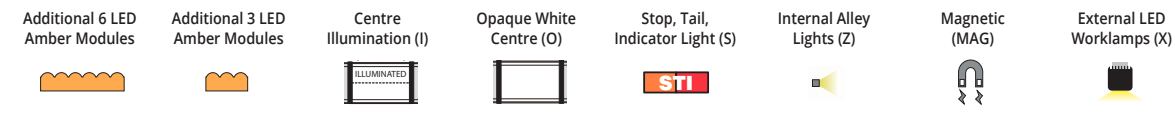


Components	Current Consumption @ 12V	Current Consumption @ 24V
3 LED Module (x1)	0.4A	0.2A
6 LED Module (x1)	0.9A	0.4A
Centre Illumination (x1)	0.4A	0.2A
Alley Light (x1)	0.3A	0.2A
Hazard Light (x1)	0.3A	0.2A
Stop, Tail, Indicator (x1)	0.6A	0.3A
LED Worklamp (x1)	1.0A	0.5A

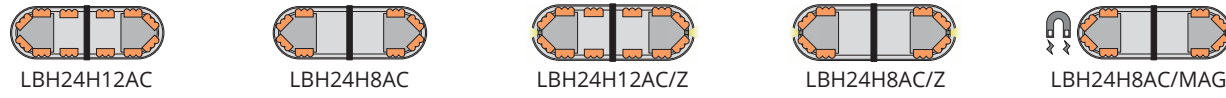
Lightbar shown: LBH48H10AC/SZ

CUSTOMISE YOUR HURRICANE TITAN LED LIGHTBAR

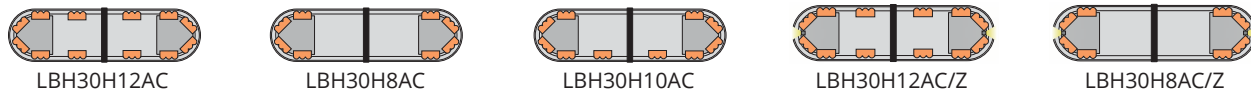




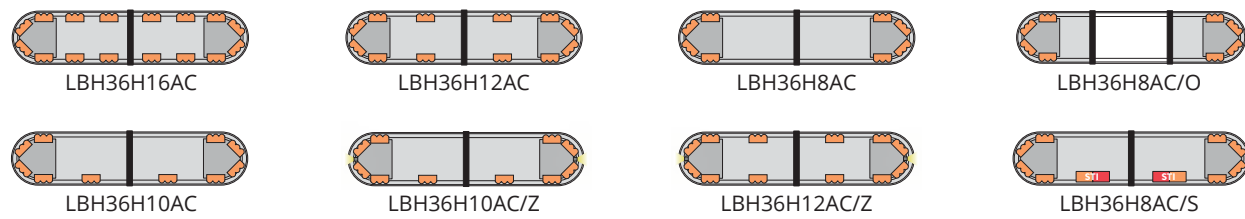
Lightbar Length | 2ft / 610mm



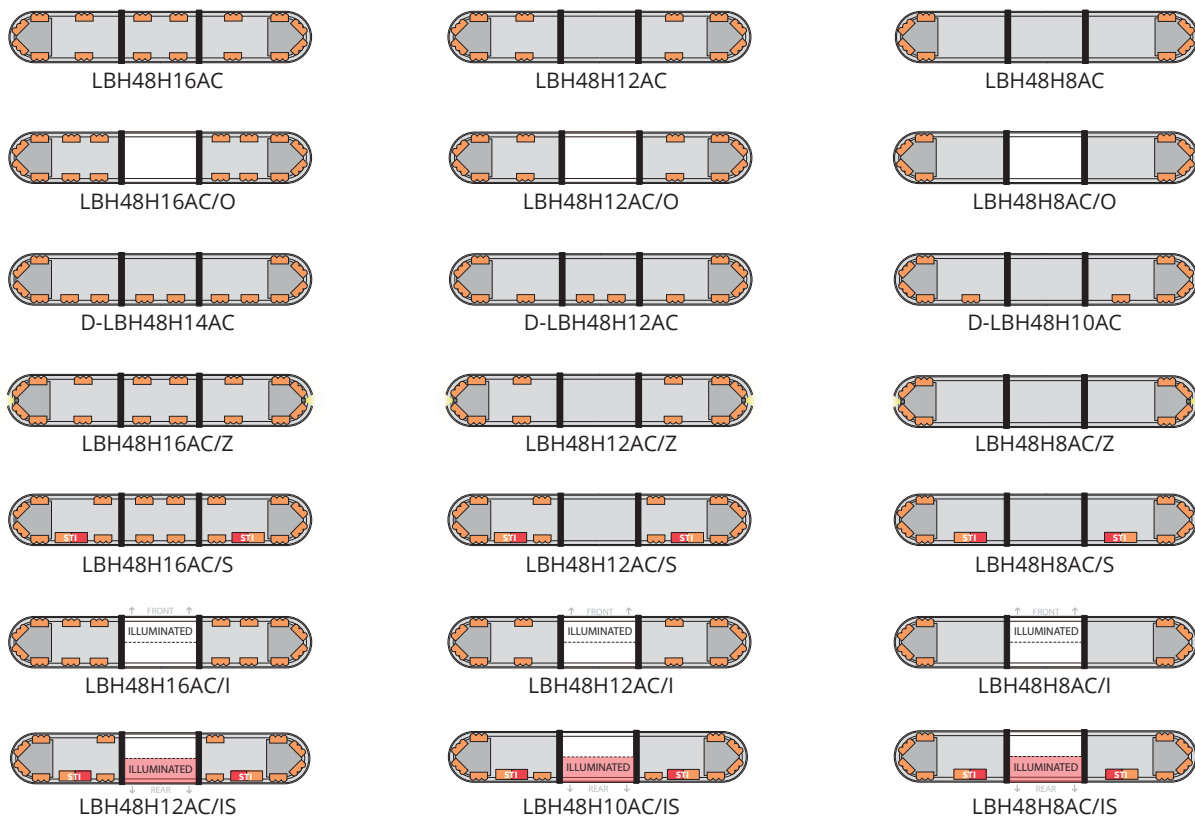
Lightbar Length | 2.5ft / 762mm



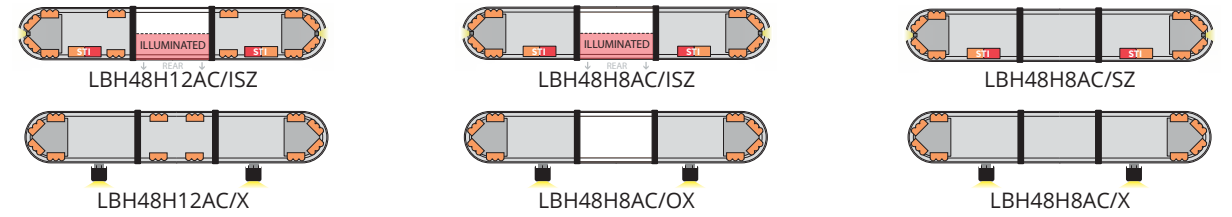
Lightbar Length | 3ft / 915mm



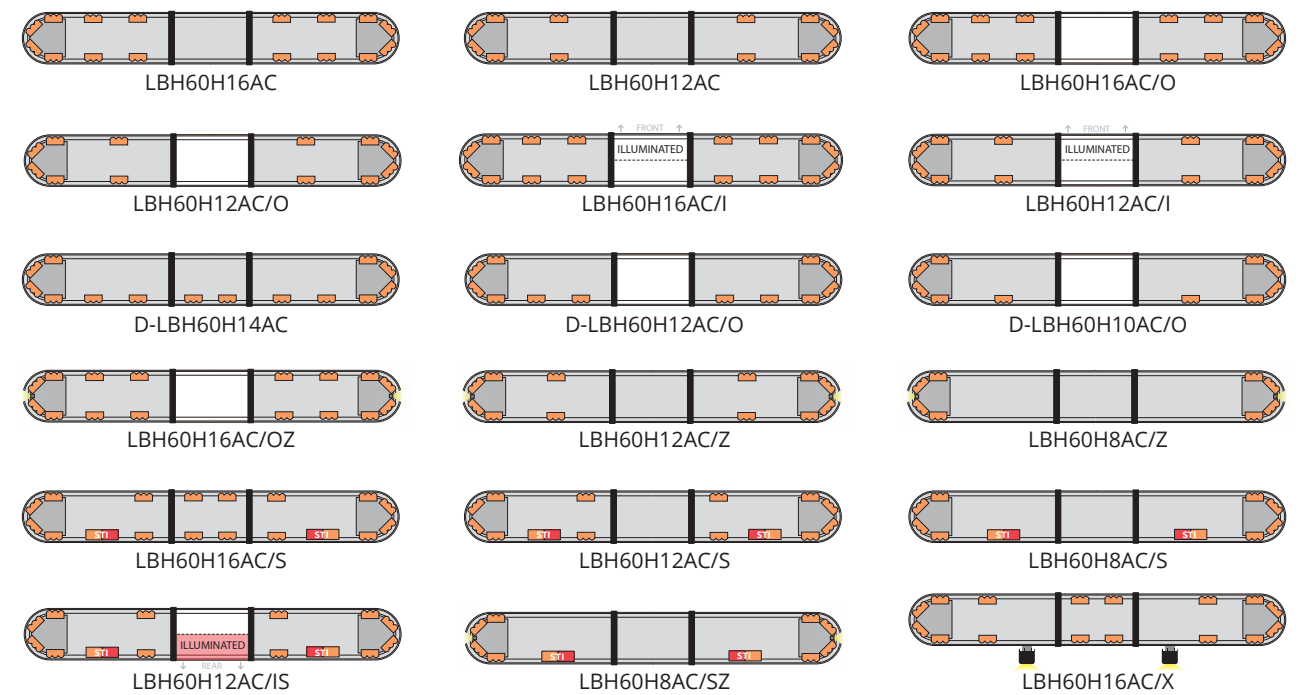
Lightbar Length | 4ft / 1220mm



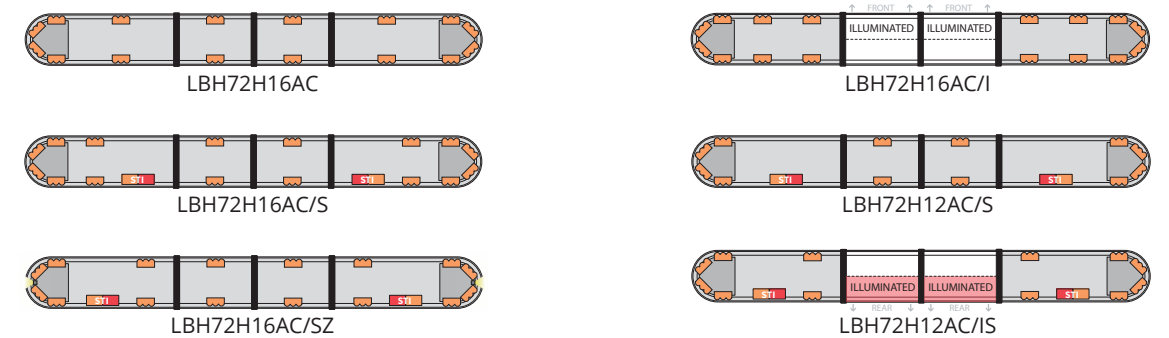
Lightbar Length | 4ft / 1220mm



Lightbar Length | 5ft / 1524mm



Lightbar Length | 6ft / 1828mm



Lightbar drawings for illustration purposes only.

HURRICANE TITAN LED LIGHTBAR

WHITE LED/AMBER LENS ILLUSTRATION GUIDE



HURRICANE TITAN LED LIGHTBAR

WHITE LED/AMBER LENS ILLUSTRATION GUIDE



LED LIGHTBARS

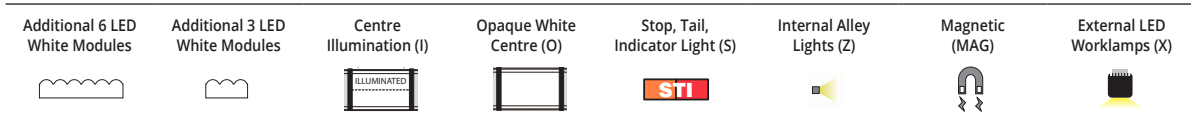
www.lapelec.co.uk

enquiries@lapelec.co.uk

+44 (0)121 386 7377

Follow us on social media...

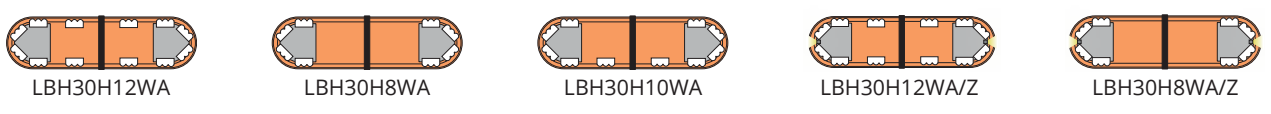
Facebook, Instagram, LinkedIn, YouTube icons



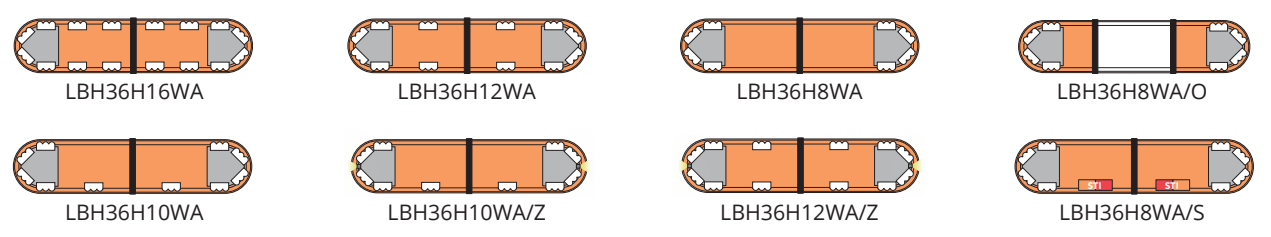
Lightbar Length | 2ft / 610mm



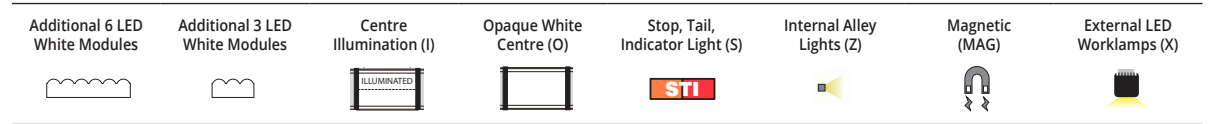
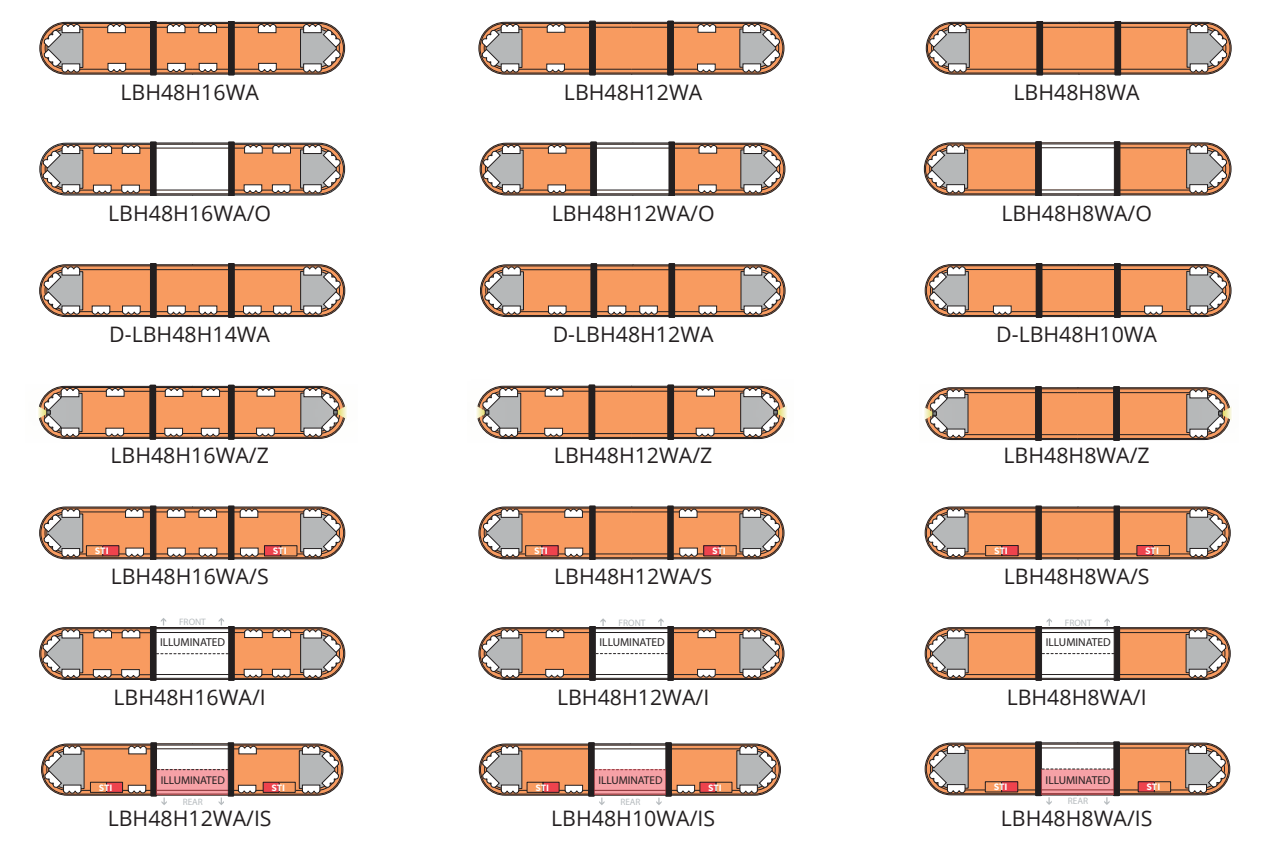
Lightbar Length | 2.5ft / 762mm



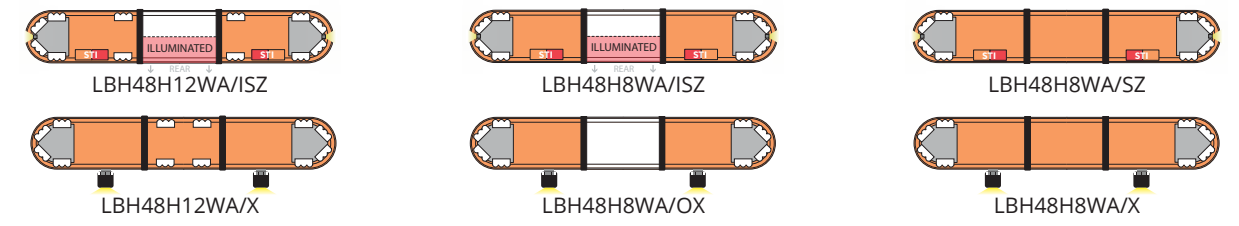
Lightbar Length | 3ft / 915mm



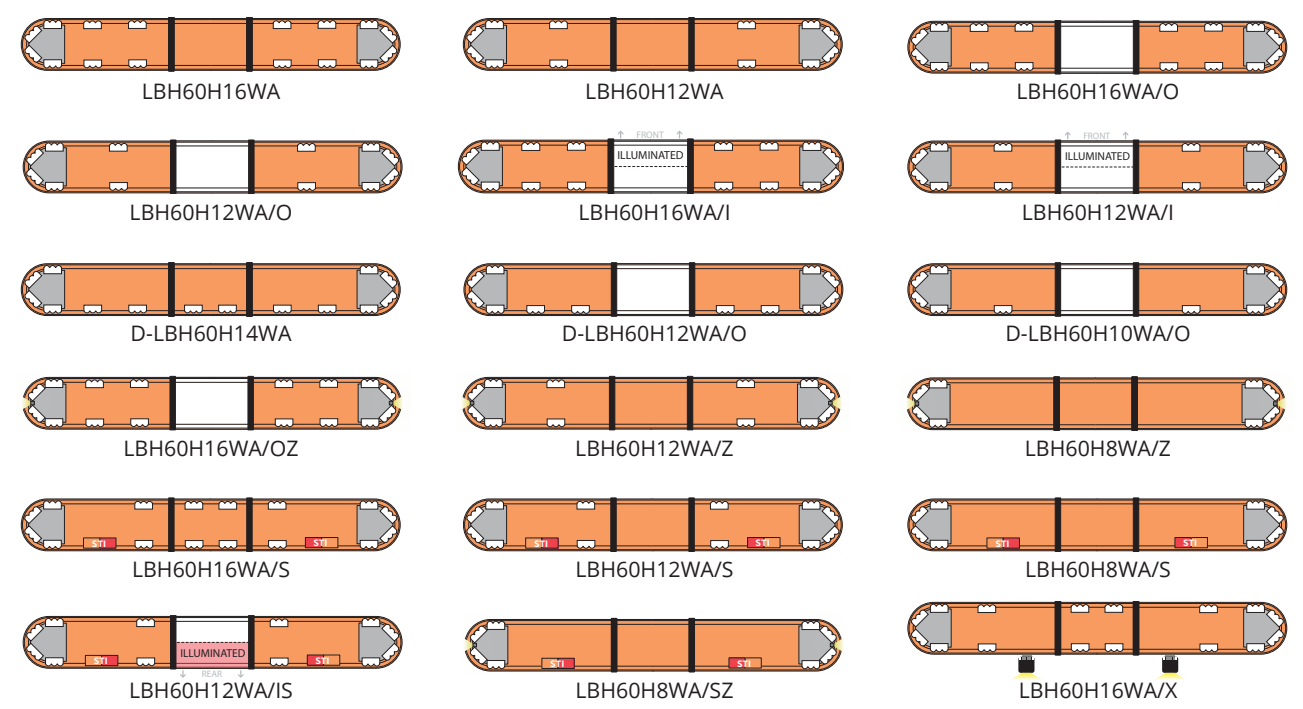
Lightbar Length | 4ft / 1220mm



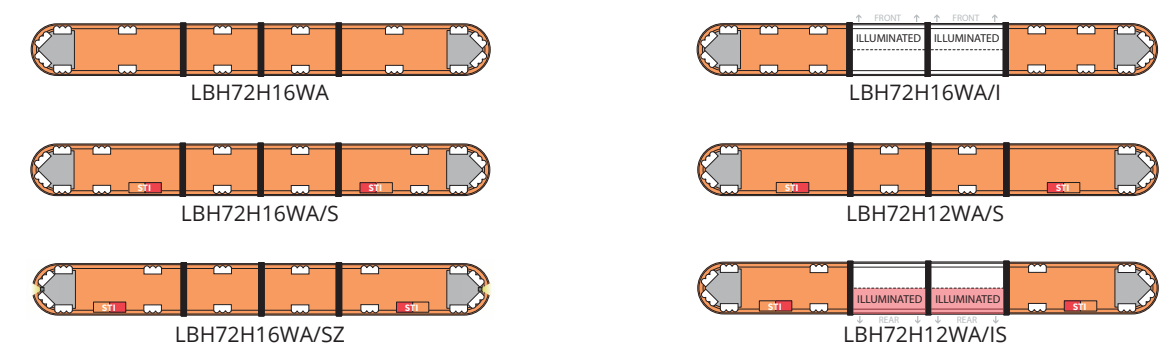
Lightbar Length | 4ft / 1220mm



Lightbar Length | 5ft / 1524mm



Lightbar Length | 6ft / 1828mm



Lightbar drawings for illustration purposes only.



LED LIGHTBARS

+44 (0)121 386 7377

enquiries@lapelec.co.uk

www.lapelec.co.uk

Follow us on social media... Facebook, Instagram, LinkedIn, YouTube icons

CYCLONE TITAN

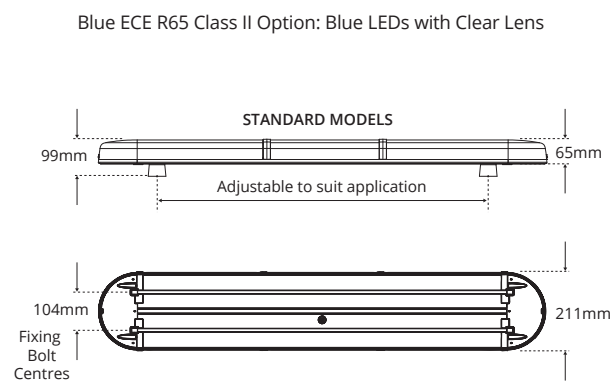


YouTube
NEW PRODUCT VIDEO NOW ON YOUTUBE
Just search for 'LAP Electrical Ltd' and subscribe for all new videos.

MAIN FEATURES

- Multi-voltage (10-30V)
- 2ft/610mm, 2.5ft/762mm, 3ft/915mm, 4ft/1220mm, 5ft/1524mm & 6ft/1828mm lengths available
- Six R65 approved flash patterns (single, double, quad flash - simultaneous & alternate)
- Airport flash mode available
- Dual colour amber/red & blue/red modules available
- Blue LED/clear lens lightbar options with ECE R65 class II approval
- Extruded aluminium base
- Fully encapsulated electronic control module
- Clear or white centre sections available
- 4-bolt mounting fix / high rise feet option
- Extreme temperature reliability -30°C to +50°C
- 2ft Magnetic models available (40mph max. speed)
- 2.5 metre multi-core cable

Components	Current Consumption @ 12V	Current Consumption @ 24V
12 LED Corner Module (x1)	0.4A	0.2A
3 LED Amber Module (x1)	0.2A	0.1A
Centre Illumination (x1)	0.4A	0.2A
Alley Light (x1)	0.3A	0.2A
Hazard Light (x1)	0.3A	0.2A
Stop, Tail, Indicator (x1)	0.6A	0.3A
LED Worklamp (x1)	1.0A	0.5A



Lightbar shown: LBC4810AC/IS

CUSTOMISE YOUR CYCLONE TITAN LED LIGHTBAR



LED Stop, Tail & Indicator Light



Additional 3 LED Single Colour Modules



Custom Lengths Available



STRØLUX Mounted LED Work Light Bar



100mm & 150mm 'Z' Mounting Brackets



Opaque/Illuminated Centre & Signage



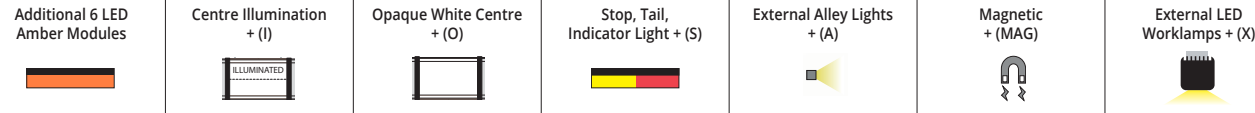
External LED Work Lamps



Amber/Red and Blue/Red Dual Colour Modules

CYCLONE TITAN LED LIGHTBAR

AMBER LED/CLEAR LENS ILLUSTRATION GUIDE



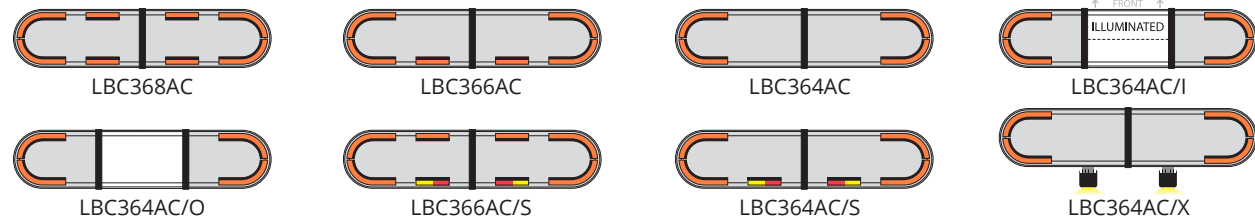
Lightbar Length | 2ft / 610mm



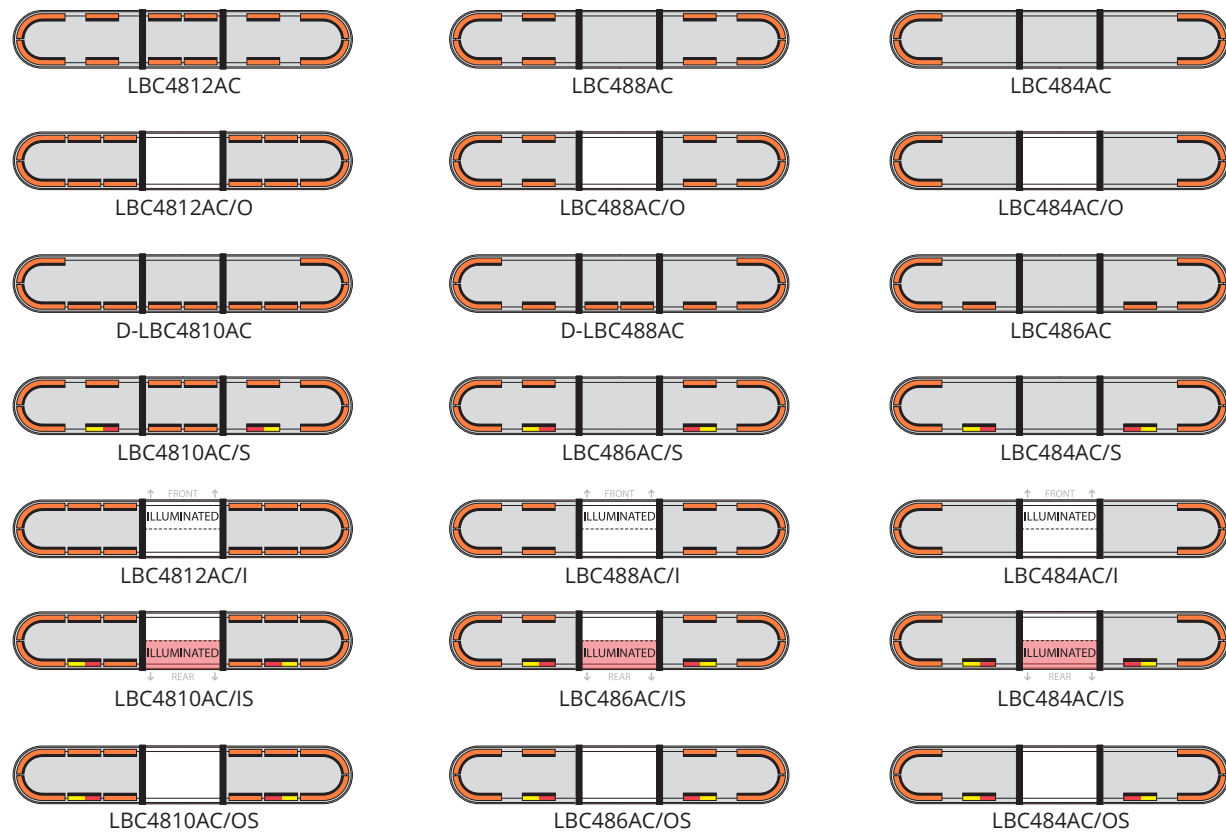
Lightbar Length | 2.5ft / 762mm



Lightbar Length | 3ft / 915mm

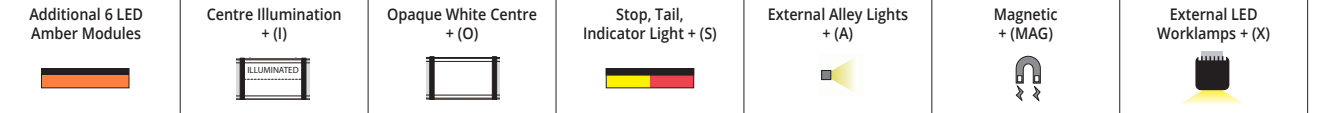


Lightbar Length | 4ft / 1220mm

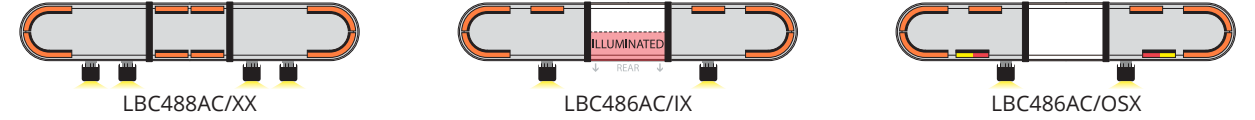


CYCLONE TITAN LED LIGHTBAR

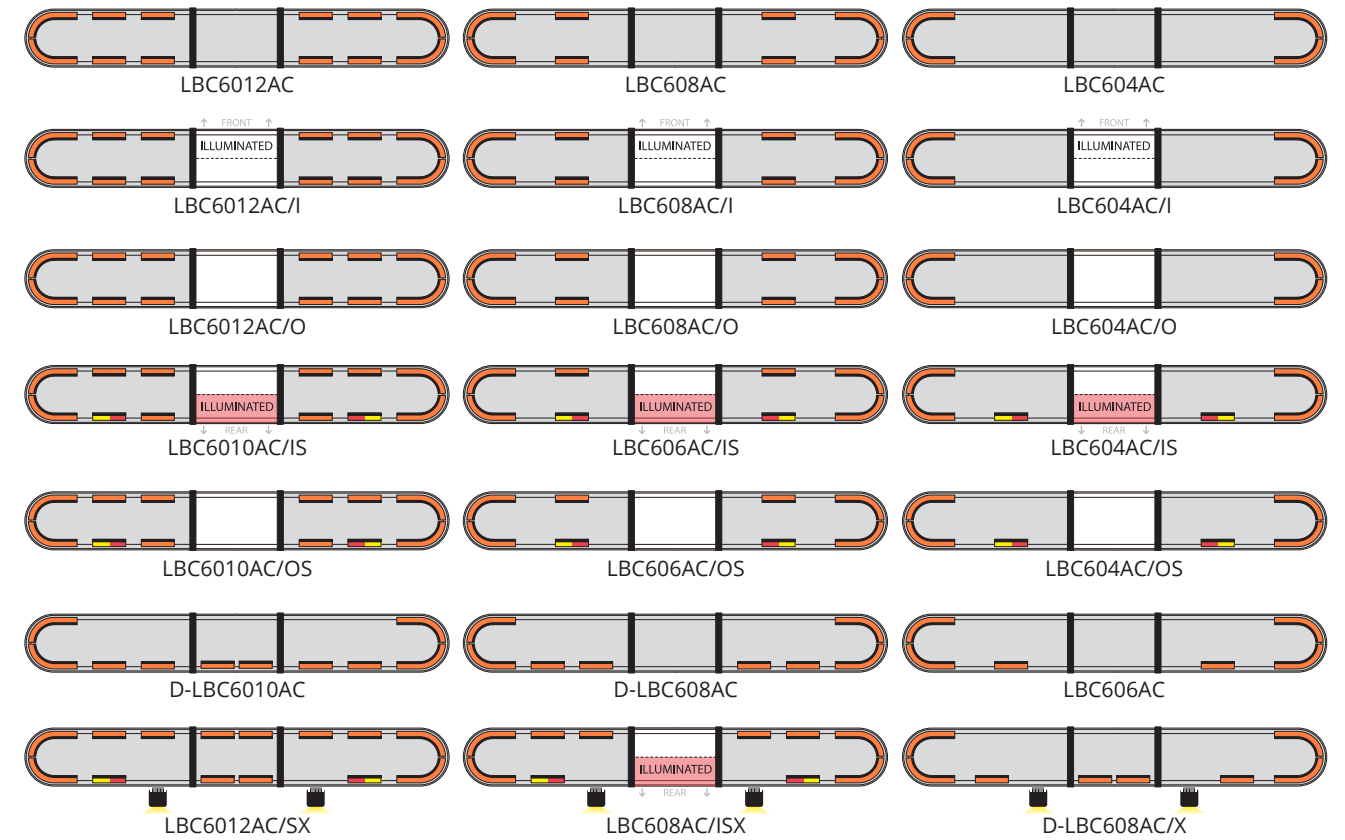
AMBER LED/CLEAR LENS ILLUSTRATION GUIDE



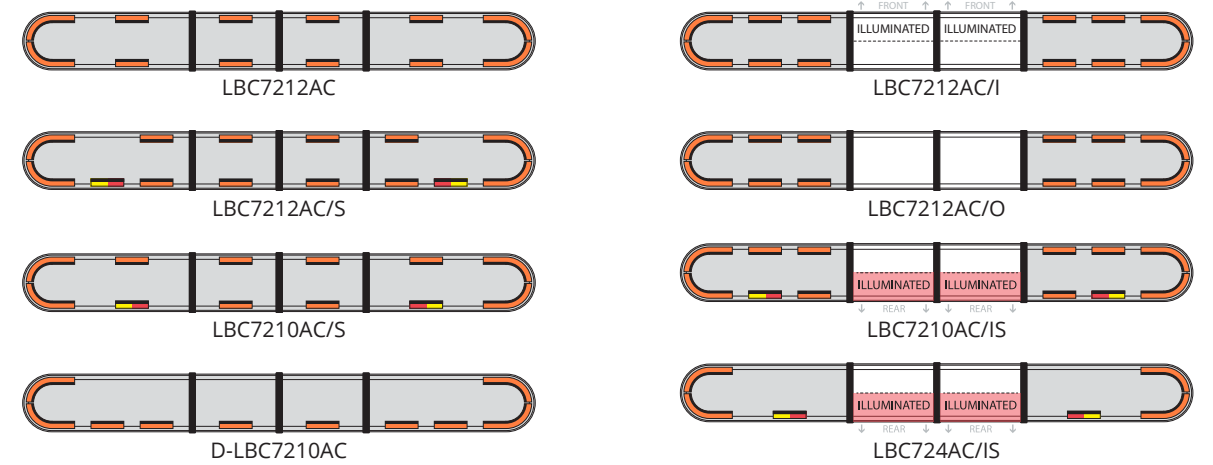
Lightbar Length | 4ft / 1220mm



Lightbar Length | 5ft / 1524mm



Lightbar Length | 6ft / 1828mm



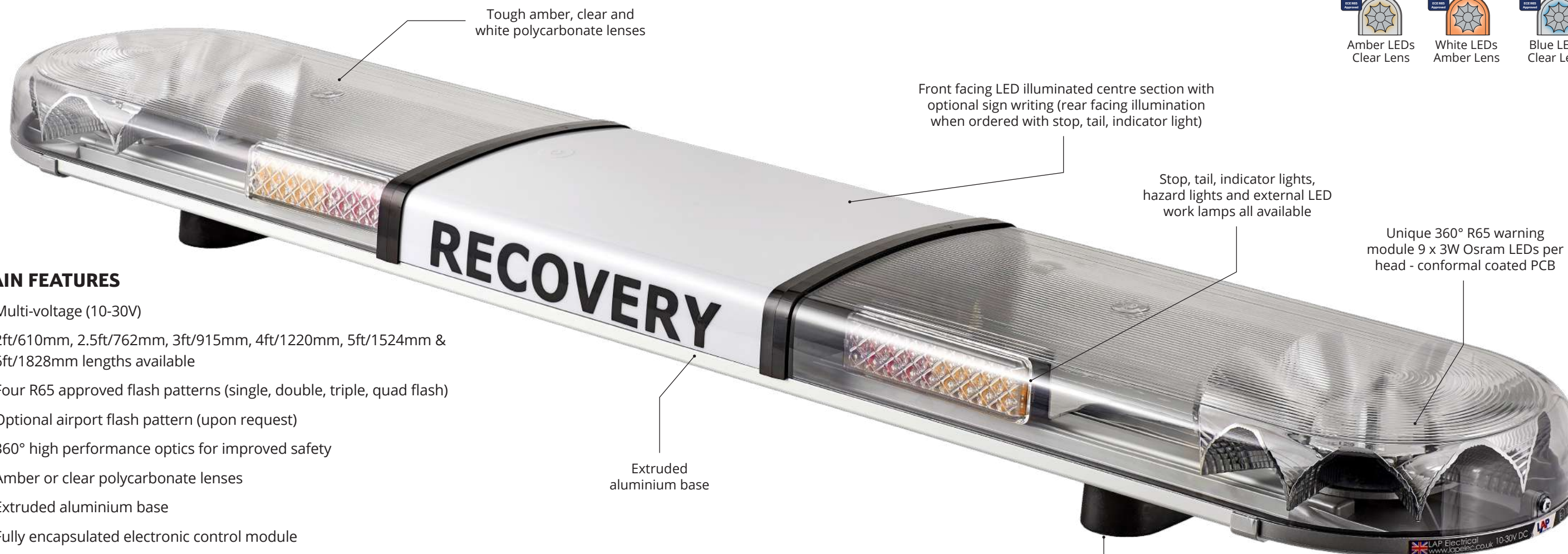

Lightbar drawings for illustration purposes only.



CLASSIC TITAN



LENS / LED COMBINATIONS

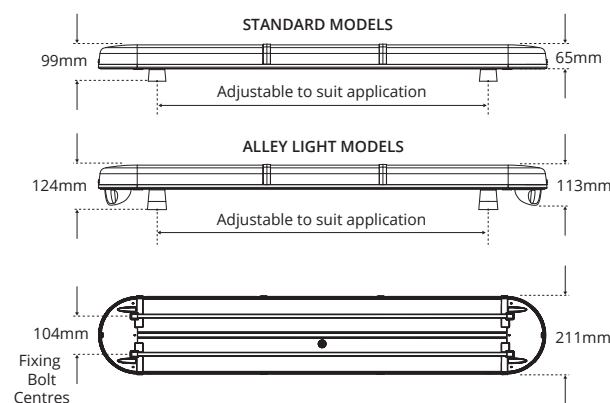
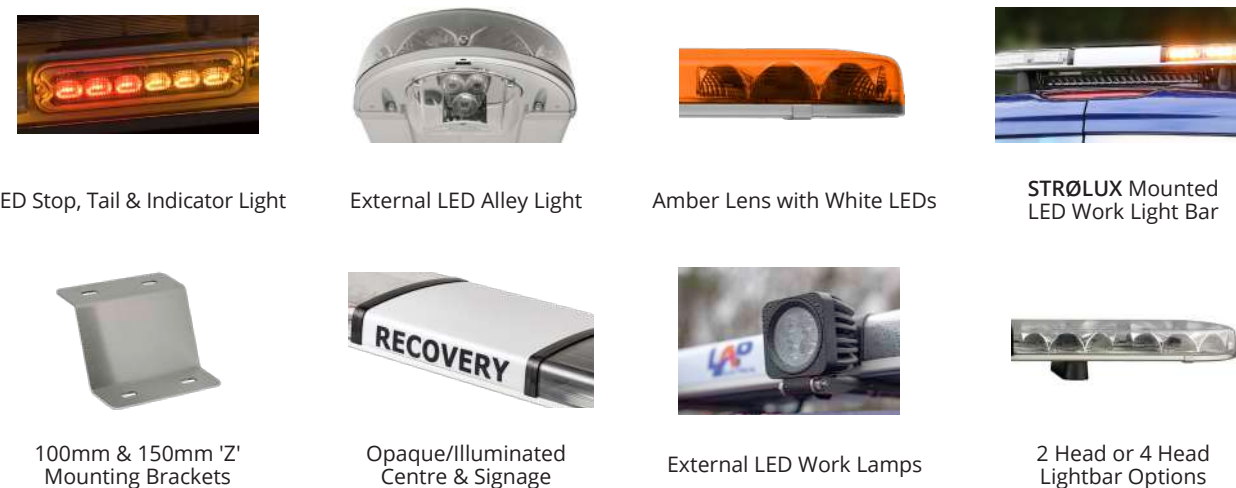


MAIN FEATURES

- Multi-voltage (10-30V)
- 2ft/610mm, 2.5ft/762mm, 3ft/915mm, 4ft/1220mm, 5ft/1524mm & 6ft/1828mm lengths available
- Four R65 approved flash patterns (single, double, triple, quad flash)
- Optional airport flash pattern (upon request)
- 360° high performance optics for improved safety
- Amber or clear polycarbonate lenses
- Extruded aluminium base
- Fully encapsulated electronic control module
- Long life LED technology
- Amber, clear or white centre sections available
- 4-bolt mounting fix / high rise feet option
- Extreme temperature reliability -30°C to +50°C
- 2ft magnetic models available (40mph max. speed)
- 2.5 metre multi-core cable

Lightbar shown: LB482AC/IS

CUSTOMISE YOUR CLASSIC TITAN LED LIGHTBAR



Components	Current Consumption @ 12V	Current Consumption @ 24V
R65 LED Module (x1)	2.0A	1.0A
Centre Illumination (x1)	0.4A	0.2A
Alley Light (x1)	0.3A	0.2A
Hazard Light (x1)	0.3A	0.2A
Stop, Tail, Indicator (x1)	0.6A	0.3A
LED Worklamp (x1)	1.0A	0.5A

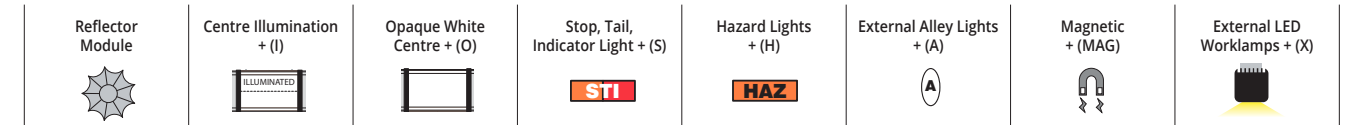
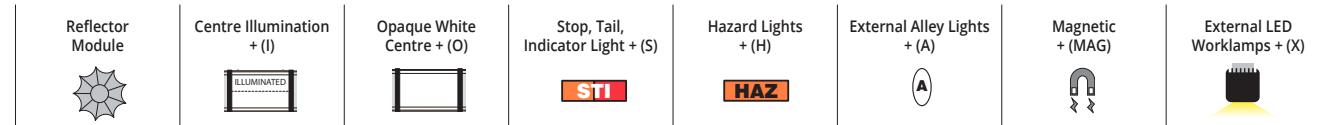
CLASSIC TITAN LED LIGHTBAR

AMBER LED/CLEAR LENS ILLUSTRATION GUIDE

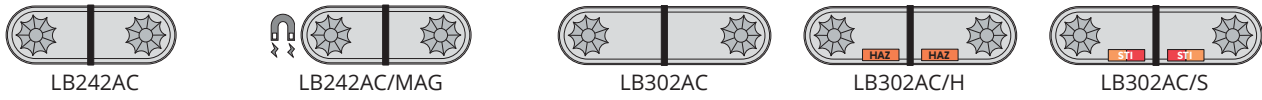


CLASSIC TITAN LED LIGHTBAR

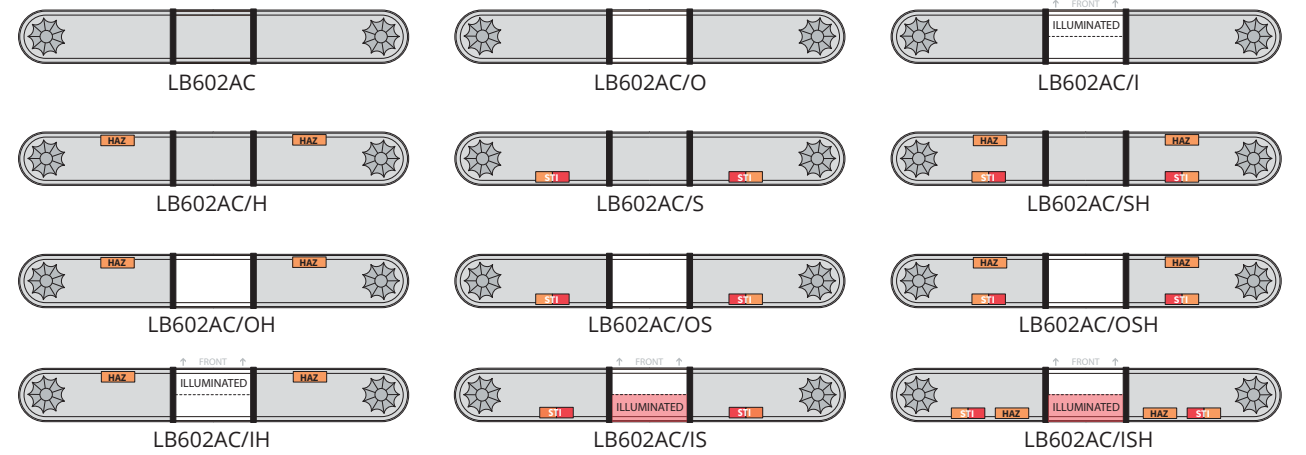
AMBER LED/CLEAR LENS ILLUSTRATION GUIDE



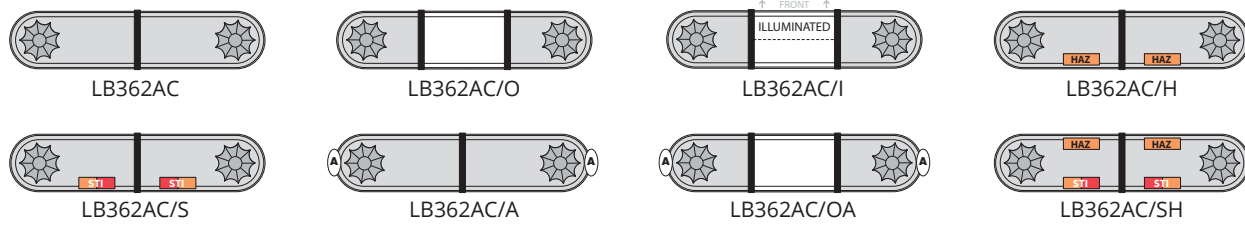
Lightbar Length | 2ft / 610mm | 2 x LED Heads



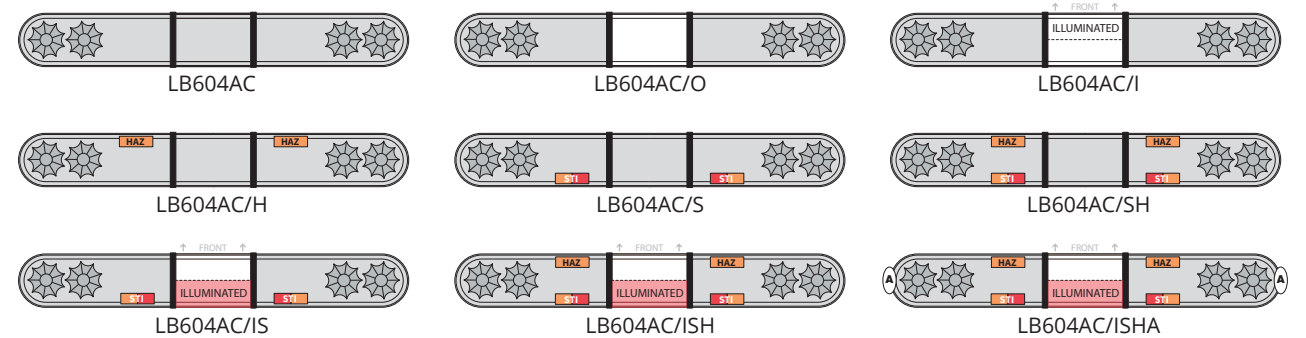
Lightbar Length | 5ft / 1524mm | 2 x LED Heads



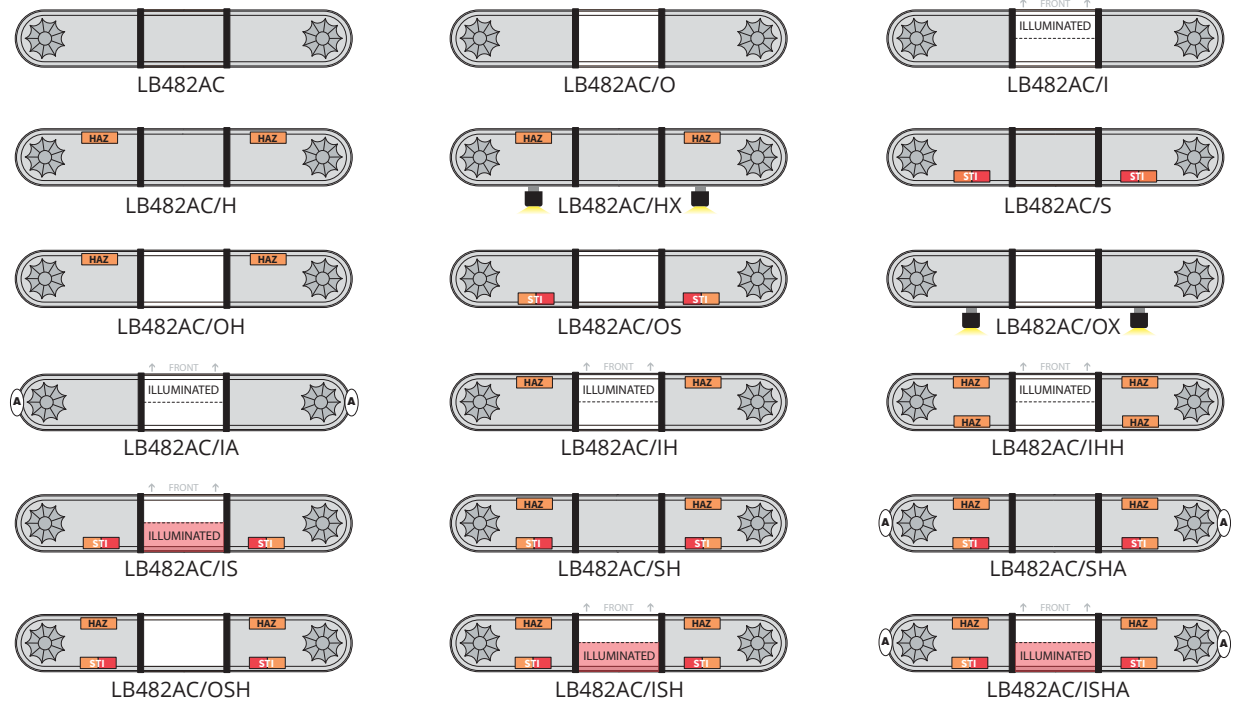
Lightbar Length | 3ft / 915mm | 2 x LED Heads



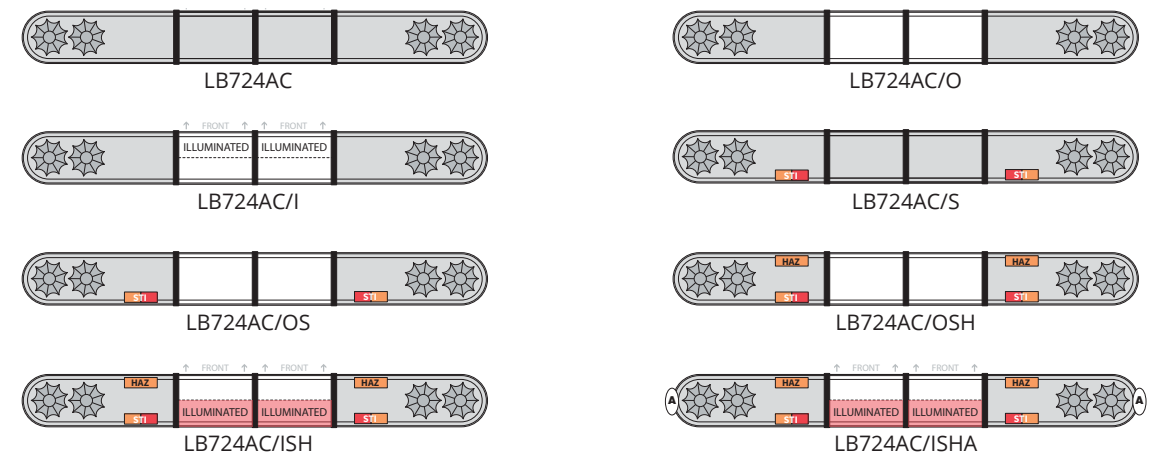
Lightbar Length | 5ft / 1524mm | 4 x LED Heads



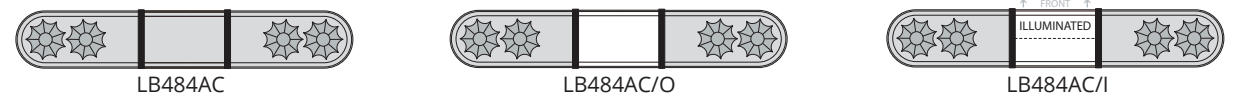
Lightbar Length | 4ft / 1220mm | 2 x LED Heads



Lightbar Length | 6ft / 1828mm | 4 x LED Heads



Lightbar Length | 4ft / 1220mm | 4 x LED Heads



Lightbar drawings for illustration purposes only.



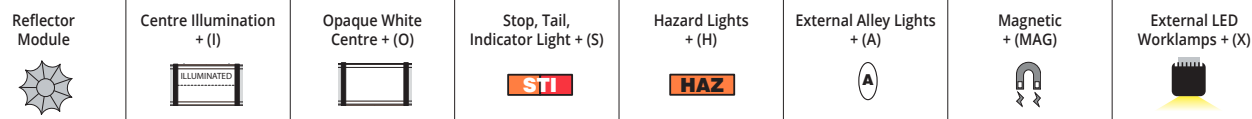
CLASSIC TITAN LED LIGHTBAR

WHITE LED/AMBER LENS ILLUSTRATION GUIDE

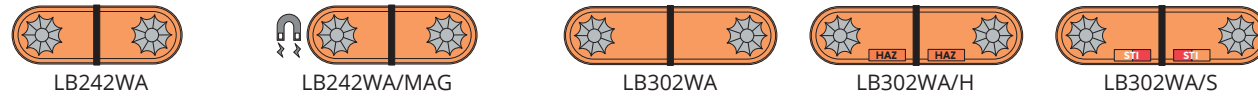


CLASSIC TITAN LED LIGHTBAR

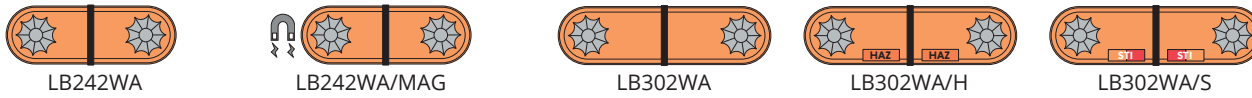
WHITE LED/AMBER LENS ILLUSTRATION GUIDE



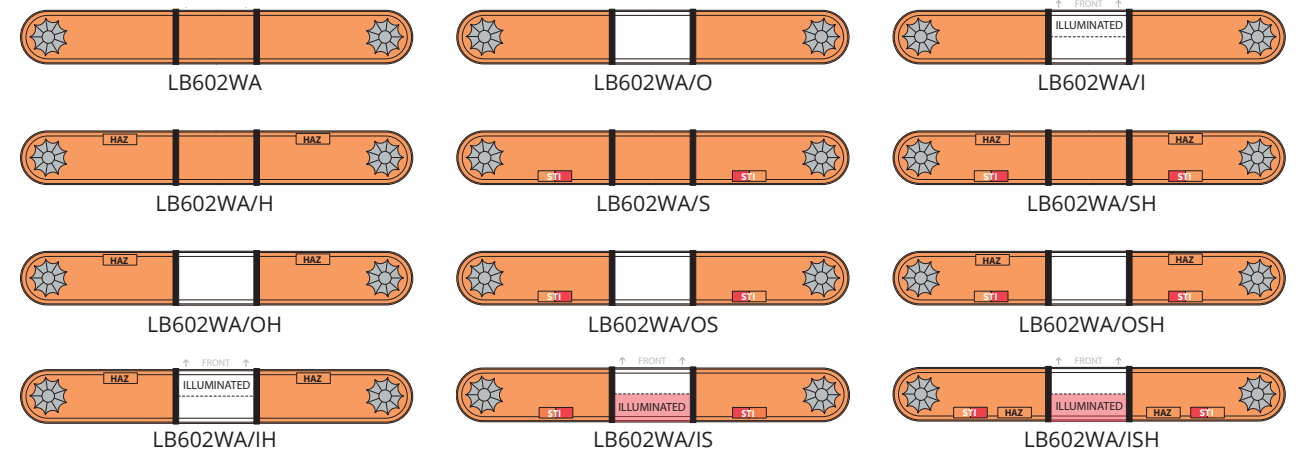
Lightbar Length | 2ft / 610mm | 2 x LED Heads



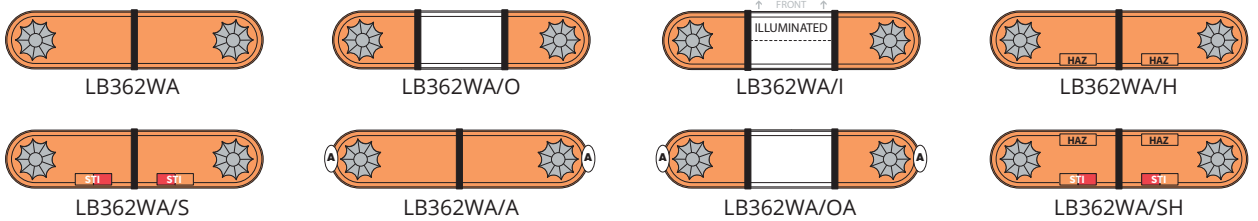
Lightbar Length | 2.5ft / 762mm | 2 x LED Heads



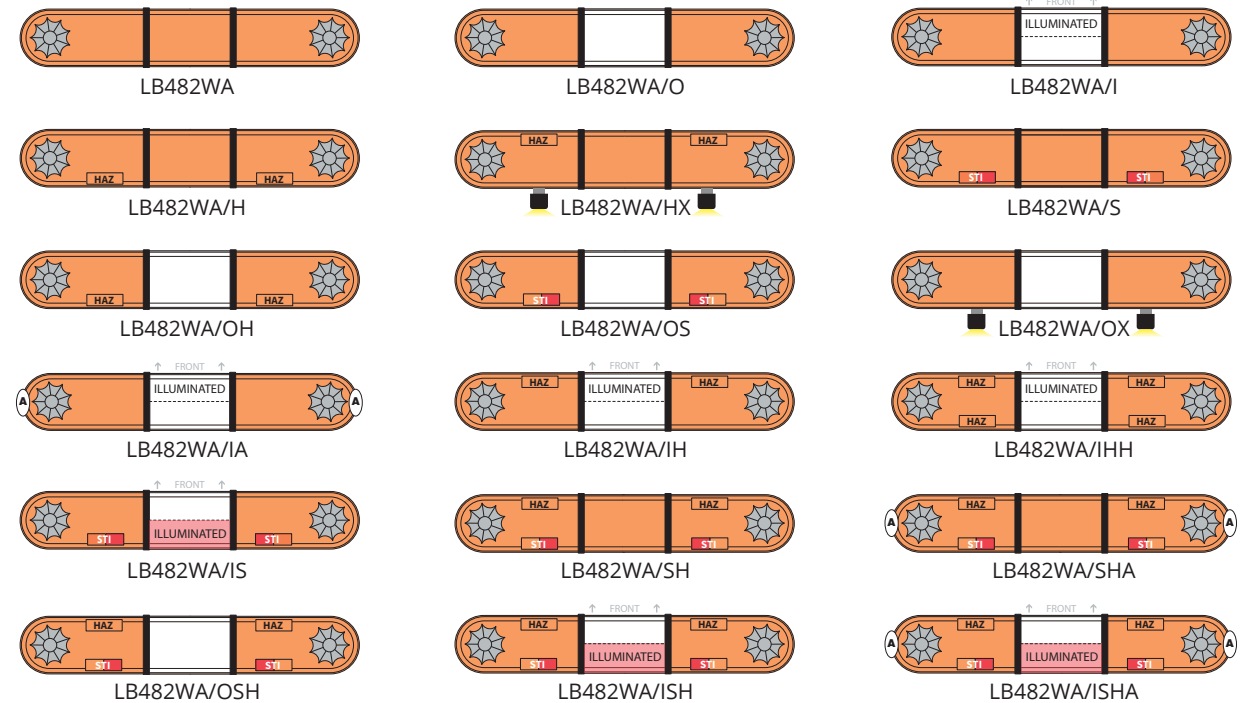
Lightbar Length | 5ft / 1524mm | 2 x LED Heads



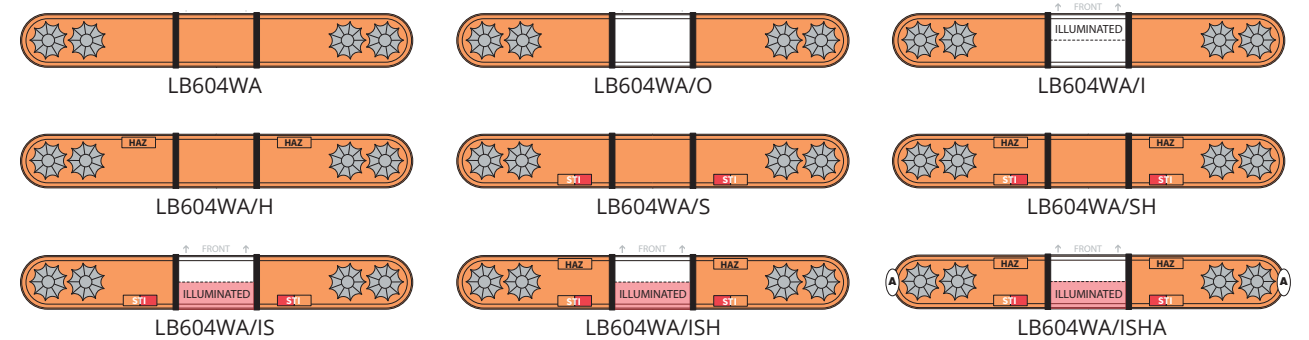
Lightbar Length | 3ft / 915mm | 2 x LED Heads



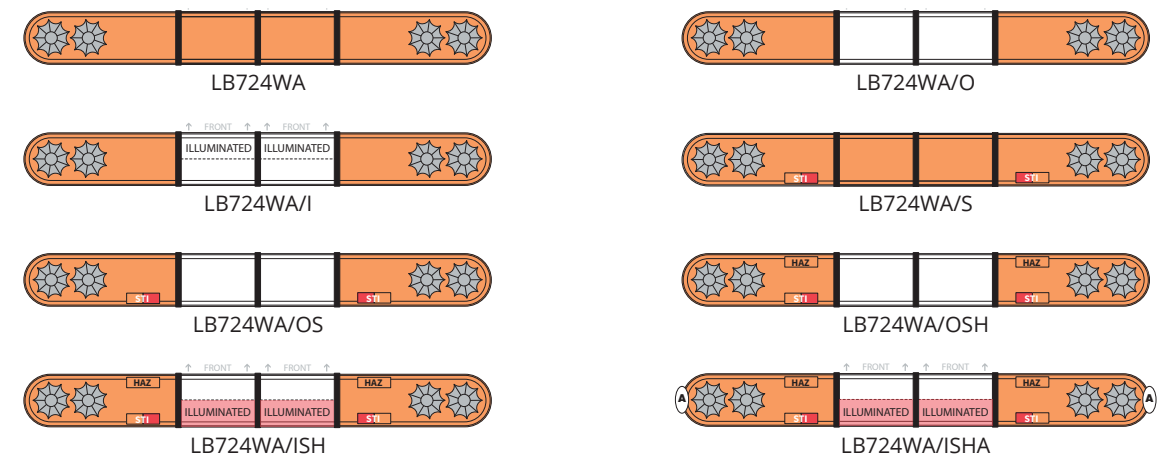
Lightbar Length | 4ft / 1220mm | 2 x LED Heads



Lightbar Length | 5ft / 1524mm | 4 x LED Heads



Lightbar Length | 6ft / 1828mm | 4 x LED Heads



Lightbar Length | 4ft / 1220mm | 4 x LED Heads



Lightbar drawings for illustration purposes only.



TORNADO TITAN

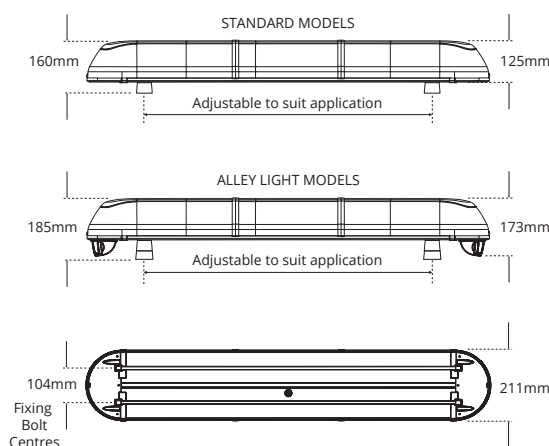


MAIN FEATURES

- Multi-voltage (10-30V)
- 2ft/610mm, 2.5ft/762mm, 3ft/915mm, 4ft/1220mm, 5ft/1524mm & 6ft/1828mm lengths available
- ECE R65 approved double flash pattern
- Amber polycarbonate lenses
- Extruded aluminium base
- Amber or white centre sections available
- 4-bolt mounting fix / high rise feet option
- Extreme temperature reliability -30°C to +50°C
- 2ft magnetic model available (40mph max. speed)
- 2.5 metre multi-core cable



CLBT162A
400mm compact lightbar also available (see page 52).



Components	Current Consumption @ 12V	Current Consumption @ 24V
R65 LED Module (x1)	2.0A	1.0A
Centre Illumination (x1)	0.4A	0.2A
Alley Light (x1)	0.3A	0.2A
Hazard Light (x1)	0.3A	0.2A
Stop, Tail, Indicator (x1)	0.6A	0.3A
LED Worklamp (x1)	1.0A	0.5A

Lightbar shown: LBT484A/I

CUSTOMISE YOUR CLASSIC TITAN LED LIGHTBAR



LED Stop, Tail & Indicator Light



External LED Alley Light



Two or Four LED Module Options



STRØLUX Mounted LED Work Light Bar



100mm & 150mm 'Z' Mounting Brackets



Opaque/Illuminated Centre & Signage



External LED Work Lamps



Custom Lengths Available

TORNADO TITAN LED LIGHTBAR

WHITE LED/AMBER LENS ILLUSTRATION GUIDE



24 X 3W LED Module	Centre Illumination + (I)	Opaque White Centre + (O)	Stop, Tail, Indicator Light + (S)	Hazard Lights + (H)	External Alley Lights + (A)	Magnetic + (MAG)	External LED Worklamps + (X)

Lightbar Length | 2ft / 610mm



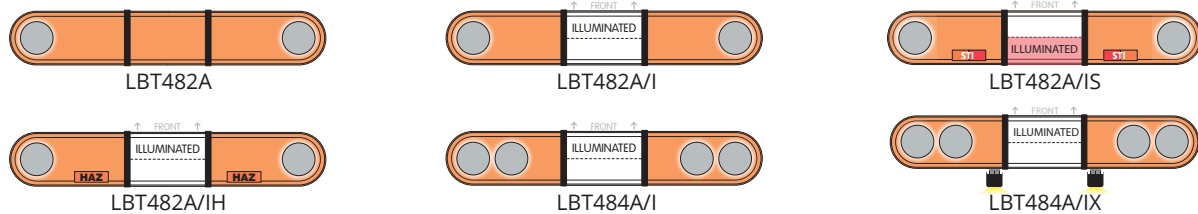
Lightbar Length | 2.5ft / 762mm



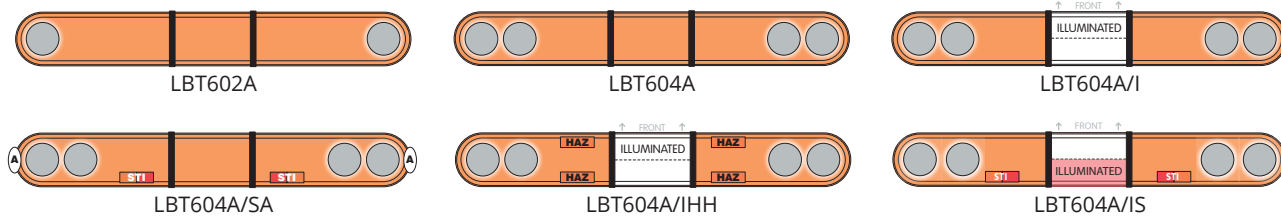
Lightbar Length | 3ft / 915mm



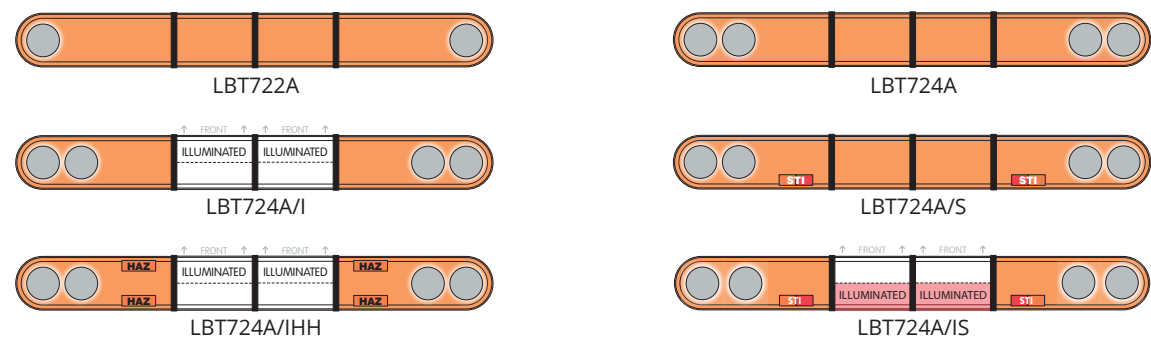
Lightbar Length | 4ft / 1220mm



Lightbar Length | 5ft / 1524mm



Lightbar Length | 6ft / 1828mm



Lightbar drawings for illustration purposes only.

LUNAR LED LIGHTBAR RANGE

FULL WIDTH DESIGN AVAILABLE IN FIVE LENGTHS



LED Lightbar	Multi-Voltage (10-30V)	R65 Class II Approved	ECE R10 Approved	IP67 Ingress Protection	3 Year Warranty
--------------	------------------------	-----------------------	------------------	-------------------------	-----------------

LUNAR RANGE

MAIN FEATURES

- Multi-voltage (10-30V)
- Clear polycarbonate lens
- Supplied with 3m cable
- Selectable CAP168 airport flash pattern (not available on magnetic model)
- Four R65 approved flash patterns including single & double flash
- Manufactured with 0.5W amber LEDs



LAP-LUNAR280



LAP-LUNAR592



LAP-LUNAR889



LAP-LUNAR1194



LAP-LUNAR1505

Part Number	Length (A)	Number of 0.5W Amber LEDs	Width x Height	Mounting	CAP168 Flash Pattern	Current @ 12V / 24V
LAP-LUNAR280	280mm	108	259 x 36mm	Single Point	✓	4.5A / 2.3A
LAP-LUNAR280MAG	280mm	108	259 x 36mm	Magnetic	-	4.5A / 2.3A
LAP-LUNAR592	592mm	228	259 x 105mm	Four Point	✓	9.5A / 4.8A
LAP-LUNAR889	889mm	324	259 x 105mm	Four Point	✓	13.5A / 6.8A
LAP-LUNAR1194	1194mm	420	259 x 105mm	Four Point	✓	17.5A / 8.8A
LAP-LUNAR1505	1505mm	516	259 x 105mm	Four Point	✓	21.5A / 10.8A



EQUINOX RANGE



MAIN FEATURES

- 215mm wide design for optimum light output
- 27 flash patterns including CAP168 airport flash
- Single, double & quad flash all ECE R65 approved
- Tough polycarbonate lens & aluminium base
- Supplied with 3m power cable
- Four different lengths available



LAP-EQNX600



LAP-EQNX600



LAP-EQNX900



LAP-EQNX1200



LAP-EQNX1500



Secure 4-point fixing with adjustable rubber mounting feet



Full 215mm width design

Part Number	Length	Number of LEDs	Width x Height (Mounted)	Mounting	Current Consumption @ 12V / 24V	Weight
LAP-EQNX600	600mm	164	215 x 77mm	Four Point	6.0A / 3.2A	2.5KG
LAP-EQNX900	900mm	224	215 x 77mm	Four Point	6.8A / 3.6A	4.0KG
LAP-EQNX1200	1200mm	284	215 x 77mm	Four Point	7.4A / 3.8A	5.5KG
LAP-EQNX1500	1500mm	344	215 x 77mm	Four Point	8.2A / 4.3A	7.0KG

SOLAR RANGE



MAIN FEATURES

- 200mm wide design for optimum light output
- ECE R148 approved stop/tail/indicator lights
- Tough polycarbonate lens & aluminium base
- Selectable CAP168 airport flash pattern
- Left, right & centre-out traffic directors
- Steady-on flash pattern
- Supplied with 3m power cable
- Two different lengths available



LAP-SOLAR1200-S
With Stop, Tail & Indicator Functions



LAP-SOLAR1520-S
With Stop, Tail & Indicator Functions



Secure 4-point fixing with adjustable mounting feet



LAP-SOLAR1200-S



LAP-SOLAR1520-S

Part Number	Length	Number of LEDs	Width x Height (Mounted)	Mounting	Current Consumption @ 12V / 24V	Weight
LAP-SOLAR1200-S	1200mm	308	200 x 90mm	Four Point	11.0A / 6.0A	9KG
LAP-SOLAR1520-S	1520mm	368	200 x 90mm	Four Point	12.0A / 7.0A	11KG




COMET RANGE



MAIN FEATURES

- ECE R65 approved (single flash)
- CISPR25 Class 3 approved
- Ultra slimline design - only 122mm in width
- 10 flash patterns in total
- Manufactured with a combination of 1W & 0.5W amber LEDs
- Lightweight design to help reduce fuel consumption and CO₂ emissions
- Four different lengths available



Part Number	Length (A)	Number of LEDs	Weight*	Mounting	Current Consumption @ 12V / 24V
LAP-COMET637	637mm	64	1.3KG	Four Point	2.6A / 1.3A
LAP-COMET955	955mm	96	1.7KG	Four Point	2.8A / 1.4A
LAP-COMET1273	1273mm	128	2.4KG	Four Point	3.0A / 1.5A
LAP-COMET1432	1432mm	144	3.2KG	Four Point	3.2A / 1.6A




JUNO RANGE



MAIN FEATURES

- Multi-voltage (10-30V)
- Narrow 100mm width design
- 27 flash patterns including CAP168 airport flash
- Single, double & quad flash all ECE R65 approved
- Tough polycarbonate lens & aluminium base
- Supplied with 3m power cable
- 3 lengths available



Part Number	Mounted Dimensions	Number of LEDs	Weight	Current Consumption @ 12V / 24V
LAP-JUNO600	600 x 100 x 85mm	108	1.9KG	6.3A / 3.1A
LAP-JUNO900	900 x 100 x 85mm	156	2.7KG	6.9A / 3.6A
LAP-JUNO1200	1200 x 100 x 85mm	204	3.4KG	7.6A / 4.0A



CLBT162A RANGE



MAIN FEATURES

- Multi-voltage (10-30V)
- Amber polycarbonate lens
- Available in single point and twin point fixings
- Double flash only
- 120 flashes per minute
- Dimensions: 400 (L) x 180 (W) x 134mm (H)
- Manufactured with 48 x 3W LEDs



Mount CLBT162A range onto 30mm or 60mm stainless steel riser brackets. See page 57 for full details.

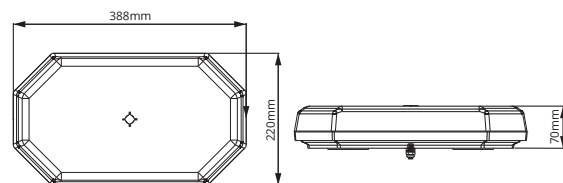
Part Number	Mounting	Current @ 12V / 24V
CLBT162A/SP	Single Point	3.0A / 1.5A
CLBT162A/TB	Twin Bolt	3.0A / 1.5A

LAP1556AC/SP



MAIN FEATURES

- Multi-voltage (10-30V)
- Clear polycarbonate lens
- Single point fixing
- 10 flash patterns
- Single flash pattern meets R65 approval
- Manufactured with 56 x 0.5W amber LEDs



Part Number	Mounting	Current @ 12V / 24V
LAP1556AC/SP	Single Point	2.3A / 1.2A



Mount LAP1556AC minibar onto 30mm or 60mm stainless steel riser brackets. See page 57 for full details.

LAP1648 RANGE



MAIN FEATURES

- Multi-voltage (10-30V)
- Clear polycarbonate lens
- 70mph rated on magnetic version
- Single flash meets R65 approval
- Dimensions: 398 (L) x 216 (W) x 47mm (H)
- Manufactured with 80 x 1W amber LEDs



Mount LAP1648 range onto 30mm or 60mm stainless steel riser brackets. See page 57 for full details.

Part Number	Mounting	Current @ 12V / 24V
LAP1648AC/MAG	Magnetic	2.0A / 1.0A
LAP1648AC/SP	Single Point	2.0A / 1.0A

LAP1272 RANGE



MAIN FEATURES

- Multi-voltage (10-30V)
- Clear polycarbonate lens
- 40mph rated on magnetic version
- Single flash meets R65 approval
- Dimensions: 310 (L) x 159 (W) x 75mm (H)
- Manufactured with 72 x 0.5W amber LEDs



Mount LAP1272 range onto 30mm or 60mm stainless steel riser brackets. See page 57 for full details.

Part Number	Mounting	Current @ 12V / 24V
LAP1272AC/MAG	Magnetic	3.0A / 1.5A
LAP1272AC/SP	Single Point	3.0A / 1.5A

ICE RANGE



MAIN FEATURES

- Multi-voltage (10-30V)
- ECE R65 class II approved
- Manufactured with 26 flash patterns
- Single, double & quad flash meet ECE R65 approval
- Magnetic, single point & raised single point
- Lightweight, low profile & versatile design
- 2 lengths available



LAP248AC (248mm Length)



LAP363AC (363mm Length)



Magnetic Base /MA

MAX 40mph 64kph

40mph speed rated magnetic base with cigarette style plug.



Raised Single Point /BK

Raised single point fixing to increase height by 38mm.



Standard Single Point /SP

Standard single point fixing for low profile position on vehicle.

Part Number	Mounted Dimensions (L) x (W) x (H)	Fitting Style	LED Colour / Lens Colour Configuration	Number of LEDs	Current Consumption @ 12V / 24V	Weight
LAP-ICE248AC/MA	248 x 171 x 55mm	Magnetic Base	Amber LEDs / Clear Lens	60 x 1.5W Amber LEDs	3.5A / 2.2A	0.9KG
LAP-ICE248AC/BK	248 x 171 x 75mm	Raised Single Point				0.8KG
LAP-ICE248AC/SP	248 x 171 x 37mm	Standard Single Point				0.6KG
LAP-ICE363AC/MA	363 x 171 x 55mm	Magnetic Base	Amber LEDs / Clear Lens	72 x 1.5W Amber LEDs	4.2A / 2.9A	1.3KG
LAP-ICE363AC/BK	363 x 171 x 75mm	Raised Single Point				1.2KG
LAP-ICE363AC/SP	363 x 171 x 37mm	Standard Single Point				1.0KG

ICE RANGE



MAIN FEATURES

- Multi-voltage (10-30V)
- ECE R65 class I approved
- Manufactured with 26 flash patterns
- Single, double & quad flash meet ECE R65 approval
- Magnetic, single point & raised single point
- Lightweight, low profile & versatile design
- 2 lengths available



LAP248AS (248mm Length)



LAP363AS (363mm Length)



Magnetic Base /MA

MAX 40mph 64kph

40mph speed rated magnetic base with cigarette style plug.



Raised Single Point /BK

Raised single point fixing to increase height by 38mm.



Standard Single Point /SP

Standard single point fixing for low profile position on vehicle.

Part Number	Mounted Dimensions (L) x (W) x (H)	Fitting Style	LED Colour / Lens Colour Configuration	Number of LEDs	Current Consumption @ 12V / 24V	Weight
LAP-ICE248AS/MA	248 x 171 x 55mm	Magnetic Base	Amber LEDs / Smoked Lens	60 x 1.5W Amber LEDs	3.5A / 2.2A	0.9KG
LAP-ICE248AS/BK	248 x 171 x 75mm	Raised Single Point				0.8KG
LAP-ICE248AS/SP	248 x 171 x 37mm	Standard Single Point				0.6KG
LAP-ICE363AS/MA	363 x 171 x 55mm	Magnetic Base	Amber LEDs / Smoked Lens	72 x 1.5W Amber LEDs	4.2A / 2.9A	1.3KG
LAP-ICE363AS/BK	363 x 171 x 75mm	Raised Single Point				1.2KG
LAP-ICE363AS/SP	363 x 171 x 37mm	Standard Single Point				1.0KG

'ICE' MINI LED LIGHTBAR RANGE

248MM & 363MM AMBER LENS OPTIONS



ICE RANGE



MAIN FEATURES


- Multi-voltage (10-30V)
- ECE R65 class II approved
- Manufactured with 26 flash patterns
- Single, double & quad flash meet ECE R65 approval
- Magnetic, single point & raised single point
- Lightweight, low profile & versatile design
- 2 lengths available



LAP248WA (248mm Length)



LAP363WA (363mm Length)



Magnetic Base /MA

MAX 40mph 64kph

40mph speed rated magnetic base with cigarette style plug.



Raised Single Point /BK

Raised single point fixing to increase height by 38mm.



Standard Single Point /SP

Standard single point fixing for low profile position on vehicle.

Part Number	Mounted Dimensions (L) x (W) x (H)	Fitting Style	LED Colour / Lens Colour Configuration	Number of LEDs	Current Consumption @ 12V / 24V	Weight
LAP-ICE248WA/MA	248 x 171 x 55mm	Magnetic Base	White LEDs / Amber Lens	60 x 1.5W White LEDs	3.5A / 2.2A	0.9KG
LAP-ICE248WA/BK	248 x 171 x 75mm	Raised Single Point				0.8KG
LAP-ICE248WA/SP	248 x 171 x 37mm	Standard Single Point				0.6KG
LAP-ICE363WA/MA	363 x 171 x 55mm	Magnetic Base	White LEDs / Amber Lens	72 x 1.5W White LEDs	4.2A / 2.9A	1.3KG
LAP-ICE363WA/BK	363 x 171 x 75mm	Raised Single Point				1.2KG
LAP-ICE363WA/SP	363 x 171 x 37mm	Standard Single Point				1.0KG

MINI LED LIGHTBAR BRACKETS

30MM & 60MM STAINLESS STEEL RISER BRACKETS

63202580 & 63202110



MAIN FEATURES

- 304 grade 2mm thick stainless steel
- Fits all LAP single point mini LED lightbars
- Adds 30mm or 60mm to mounting position
- Dimensions: 410 (L) x 110 (W) x 30/60mm (H)

Bracket Part Number	Bracket Height
63202580	30mm
63202210	60mm



CLBT162A/SP

- 154/184mm mounted height
- 2025 catalogue page 51



LAP1648AC/SP

- 77/107mm mounted height
- 2025 catalogue page 52



LAP1556AC/SP

- 100/130mm mounted height
- 2025 catalogue page 53



LAP1272AC/SP

- 105/135mm mounted height
- 2025 catalogue page 53

